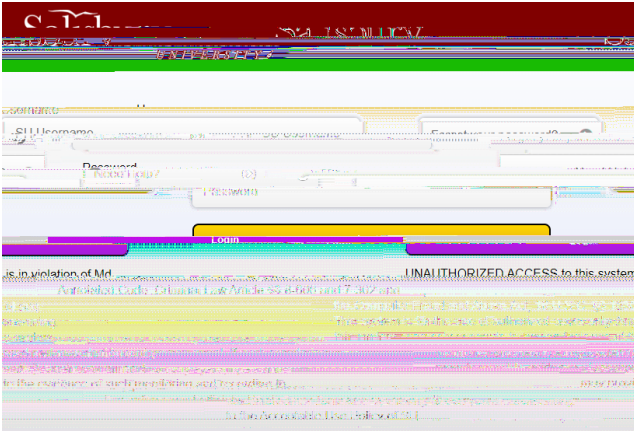


Family Experience Portal (CampusESS) PA How a Student Approves a Connection

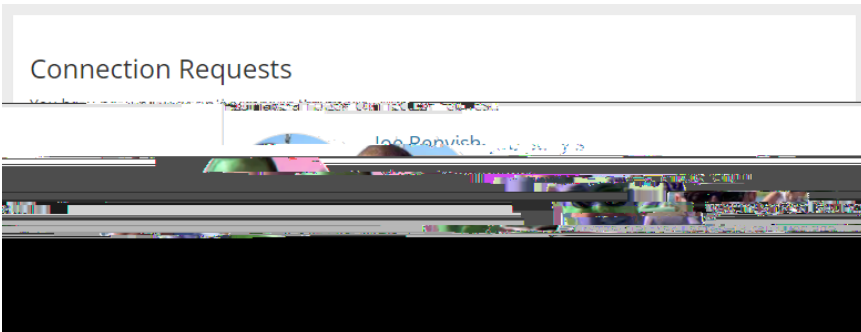
1. You will receive an email to your Salisbury University student email account when a parent, coach, or other individual requests access to the body of the email to approve this connection and update their permission access settings.



2. Log in using your Salisbury University student username and password

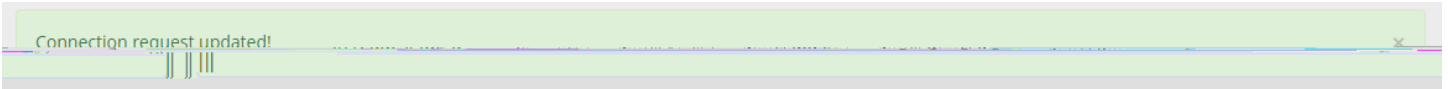


3. Click the green button



Scroll down to view the green button

8. Once you have saved your changes, you will be returned to the Family Experience homepage, and a green notification will appear confirming your updates to that connection request.



9. Your connection will be able to access the information you granted access to 24 hours after you have updated their connection settings.